

Versioning a Review

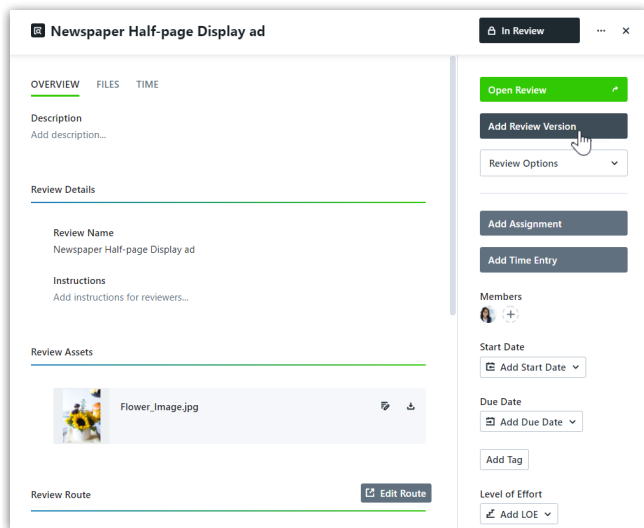
Published on 01/27/2022



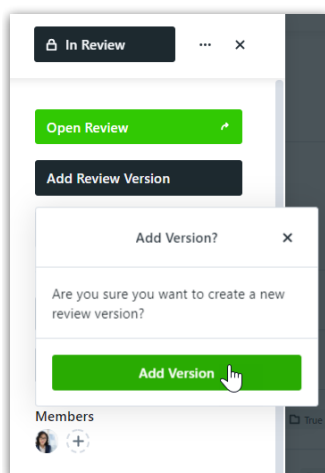
The ability to version a review is [permission](https://guide-ignite.inmotionnow.com/help/creating-roles#assigning-permissions) based. **Create Work in a Project** permission must be enabled to allow versioning.

When you've received feedback on a proof and implemented changes that you would like to route back out to your reviewers, it's important to continue the feedback gathering process as part of the same proof. Versioning the review gives reviewers visibility into the full lifecycle of the content and enables you to report more accurately on the work completed in each project.

To add a new version of an asset to a proof, navigate to the right-hand side module of the proof and click **Add Review Version**.

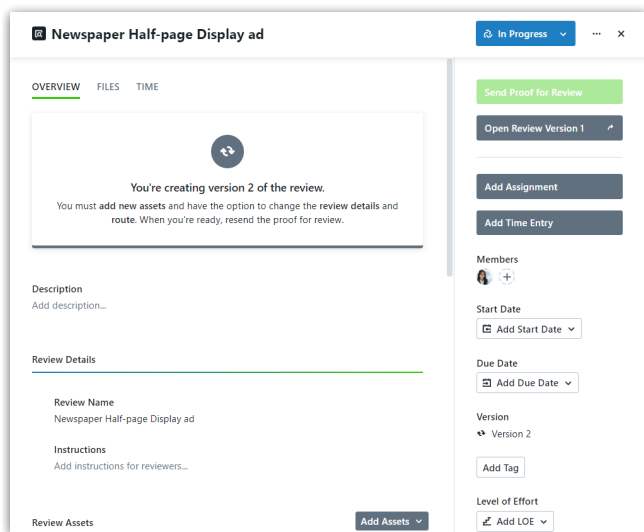


Click **Add Version** to continue.

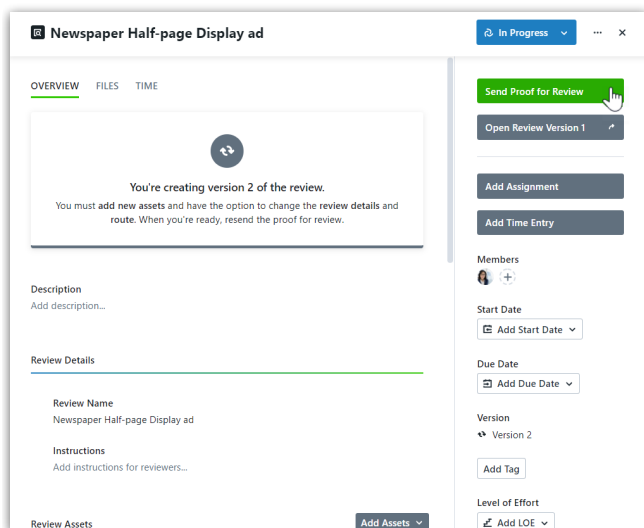


Once the new version has been created, this action cannot be reversed. You will not be able to see the previous version until the current version you're creating has been sent.

You can now upload the new assets and have the option to change the Review Details and Route.



Once the assets have been uploaded you can send the proof out for review. You can also view previous versions of your proof.




Learn more: how to view [side-by-side comparisons](https://guide-ignite.inmotionnow.com/help/proof-versioning#side-by-side-comparison) & gain critical insights by utilizing the [Reviews report](https://guide-ignite.inmotionnow.com/help/reviews-report)