



Lytho Review App for iOS and Android

Published on 01/27/2022

Overview

Keep pace with your team by reviewing proofs on the go with the Lytho Review App for iOS and Android. Never miss a review again and eliminate bottlenecks in your process by giving feedback right from your phone!

- See a full list of all your outstanding reviews.
- View feedback from other reviewers.
- Add your own comments and respond to others.
- Set approval statuses to keep the project in motion!

With the Lytho Review app, you can review all the key asset types that your team produces, including:

- .jpeg and .png images
- PDF files
- Word documents
- Videos
- HTML Emails

Your browser does not support HTML5 video.

Requirements

For iOS:

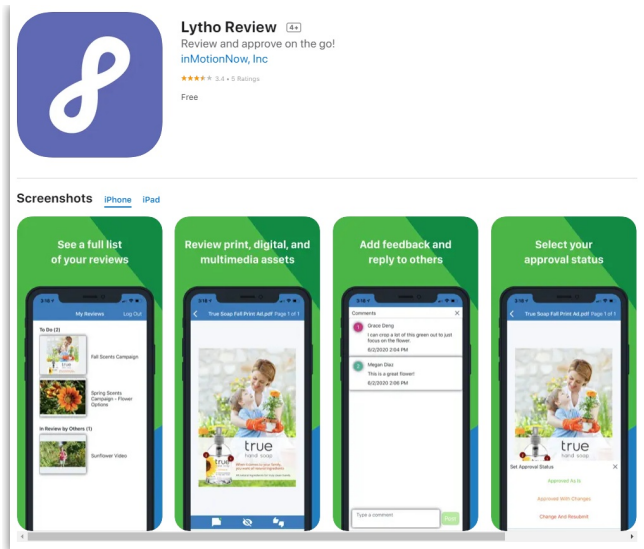
- iOS 11.0 or later
- iPhone 7 or newer

For Android:

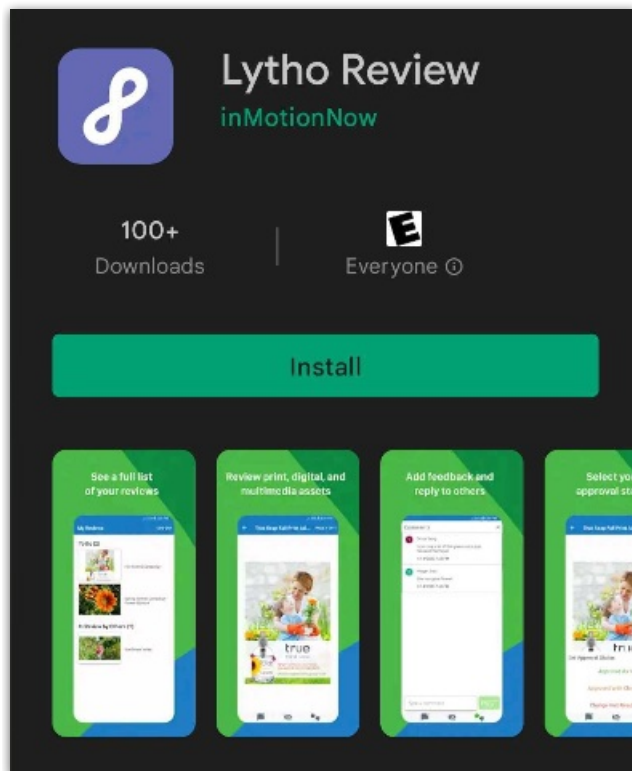
- Android 8.0 or later

Installing the App

For iOS: find the mobile app [here](https://apps.apple.com/us/app/inmotion-ignite-review/id1479464548) (<https://apps.apple.com/us/app/inmotion-ignite-review/id1479464548>) or by searching **Lytho Review** in the Apple App Store.



For Android: find the mobile app [here](https://play.google.com/store/apps/details?id=com.inmotionnow.ignite.android) (<https://play.google.com/store/apps/details?id=com.inmotionnow.ignite.android>) or by searching **Lytho Review** in the Google Play Store.




Using the App

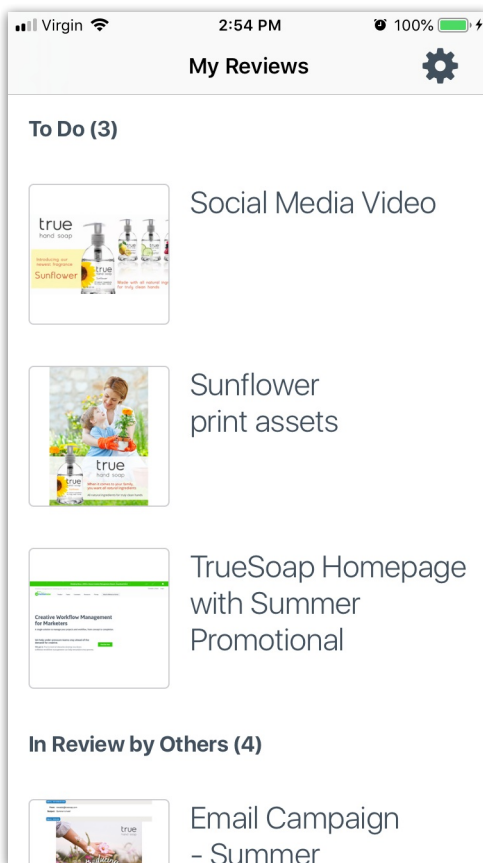
When you first open the app, you'll be prompted to enter your team's subdomain. If your team's account URL is <https://companyname.ignite.inmotionnow.com>, "companyname" would be your subdomain. Select **Next** to log in.



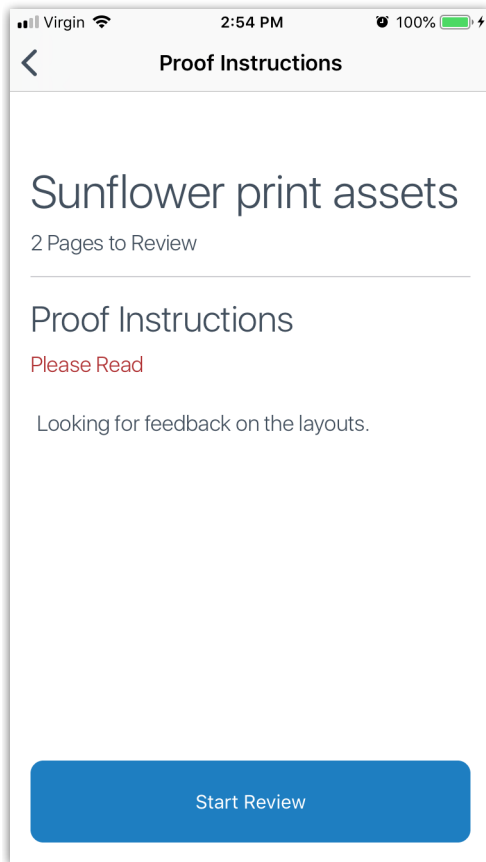
You can use your device's facial recognition and/or fingerprint scanner to log in faster!



Once you're logged in, you'll see a list of your outstanding reviews, as well as any reviews you've completed that are still in review by others. Select a proof to review.



If the proof uploader left instructions, you'll see them before starting your review.



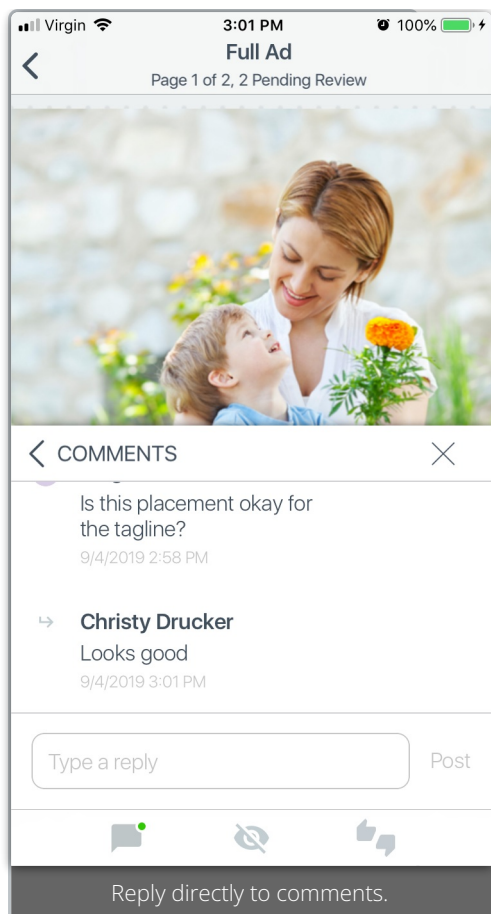
Here's what the review environment looks like in the app:

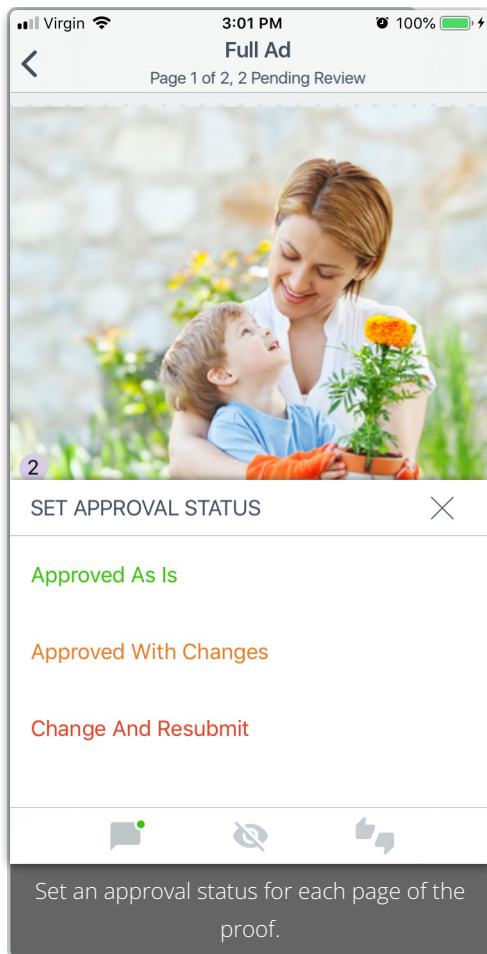


The chat icon on the left lets you add and reply to comments. If there are existing comments, including ones from annotations, you'll see a green dot on the chat icon.


The eye icon in the middle lets you hide annotations if they're cluttering your view of the asset.

The thumbs up/thumbs down icon on the right is where you select your approval status.





Once you've set a status for each page of the proof, you can see those statuses at a glance before submitting your review.



You'll be prompted to confirm your submission, then you'll see this confirmation before being redirected to your outstanding reviews.

