

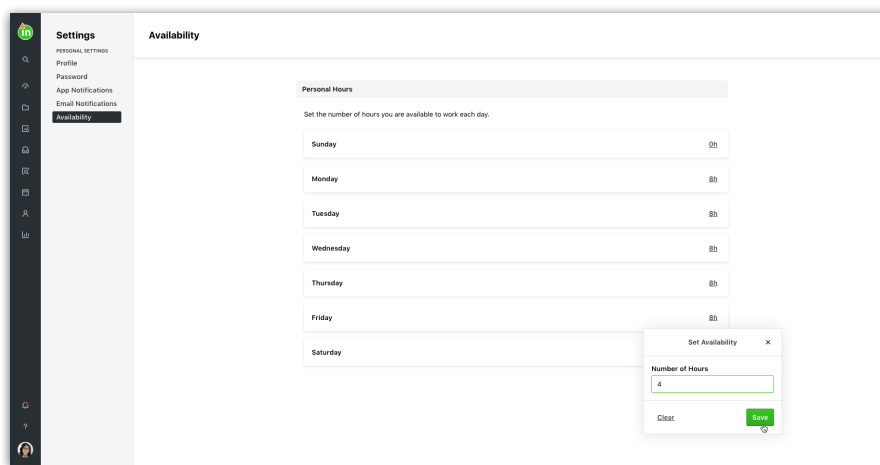
Release Notes 1.18.0

Published on 01/27/2022

New Features

Scheduling

Take your team's organization and productivity to the next level! With [Scheduling](https://lytho.knowledgeowl.com/help/scheduling) (<https://lytho.knowledgeowl.com/help/scheduling>), project managers can easily manage workloads for their teams to increase efficiency and minimize going over time on projects. Managing your team's schedule will not only ensure that each team member is working on the right assignments at the right time, but will also help manage expectations with your stakeholders on timing and delivery. Users with the applicable permission can enable Scheduling from the Account Settings menu.



Settings

- PERSONAL SETTINGS
- Profile
- Password
- App Notifications
- Email Notifications
- Availability**

Availability

Personal Hours

Set the number of hours you are available to work each day.

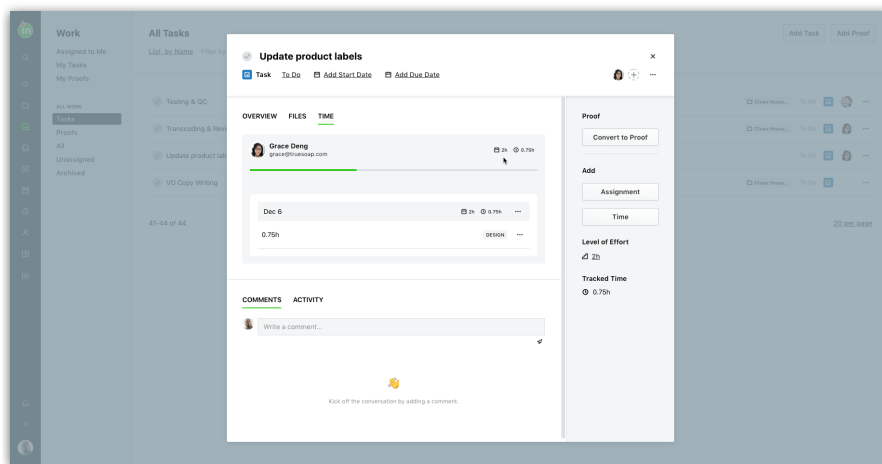
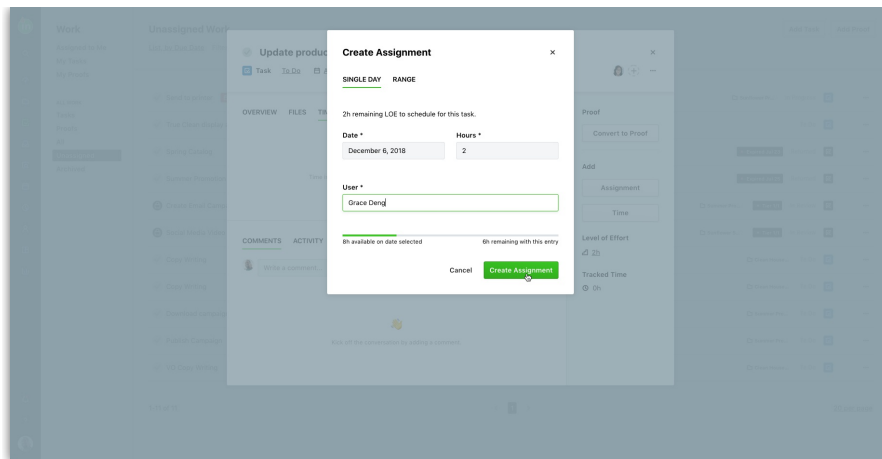
Sunday	0h
Monday	8h
Tuesday	8h
Wednesday	8h
Thursday	8h
Friday	8h
Saturday	

Set Availability

Number of Hours

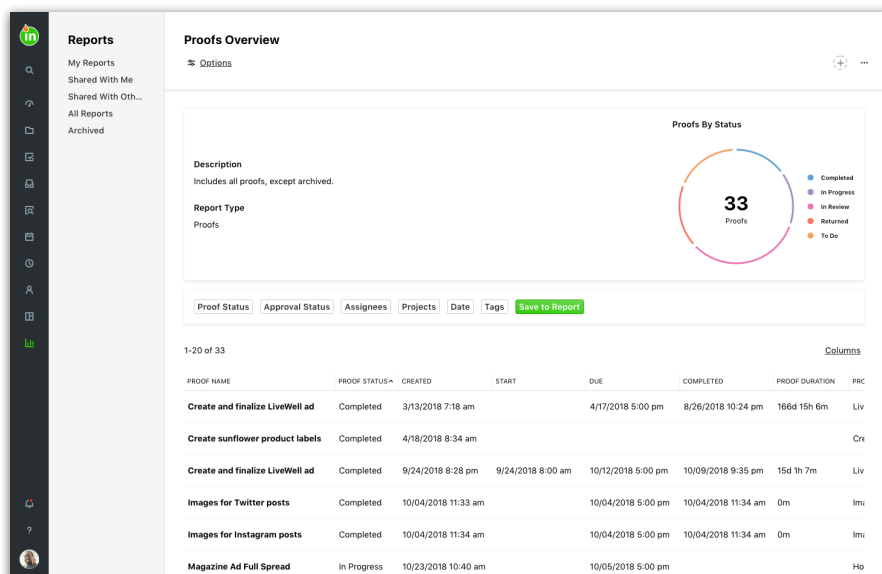
4

Clear Save



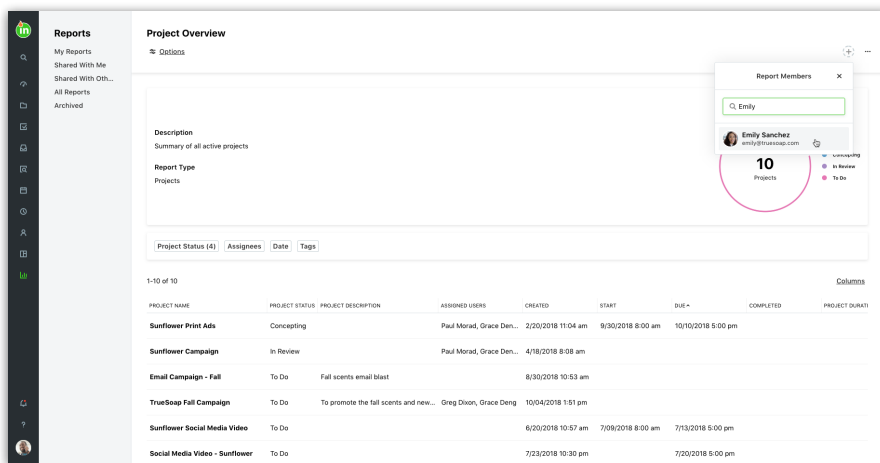
Data Visualizations in Reports

Now it's easier to review reports at-a-glance with our first set of data visualizations for reports! All reports will now show an interactive doughnut chart displaying aggregated work items and statuses.



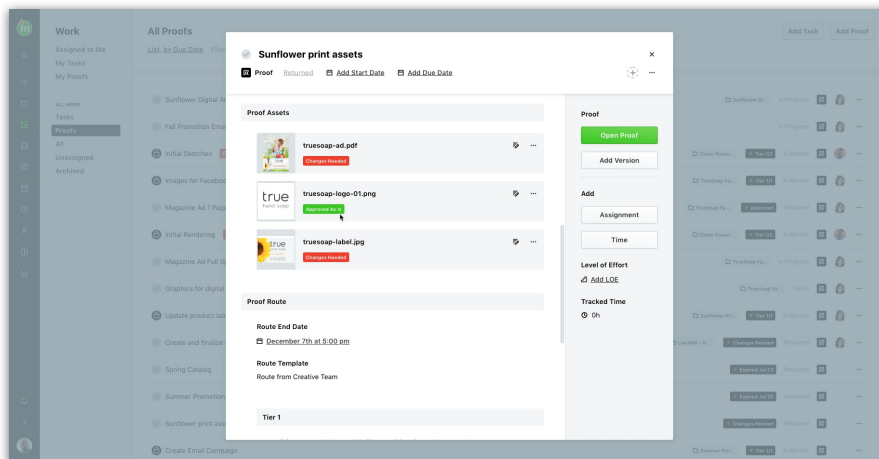
Report Sharing

Need to share a report with your team, boss, or key stakeholder? Now you can! With Report Sharing, any report you create can easily be shared with those that need visibility. Instead of exporting specific information every time someone asks, you can now make those reports accessible right from inMotion ignite, ensuring live, up-to-date insights!

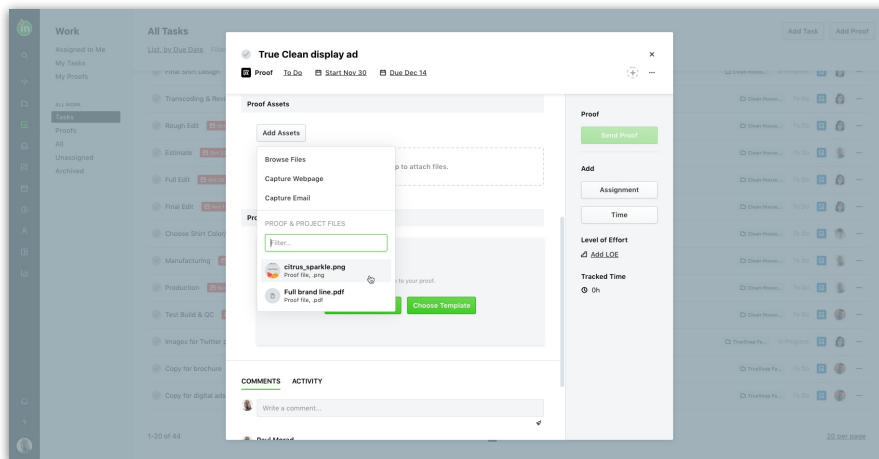


Improvements

- The aggregate review status will now be shown on each file in a proof when returned



- Users can now choose from files already attached to the proof or associated project when uploading proof assets for review



- Is Archived** column now available in all reports



- **Total Time on Project** column now available in *Projects* report
- **Total Time on Request** column now available in *Requests* report