

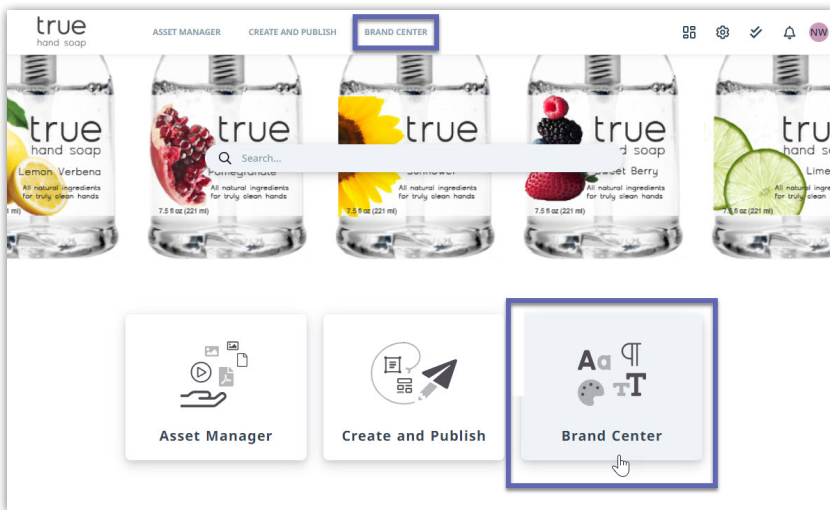
Brand Center Overview

Published on 05/10/2022

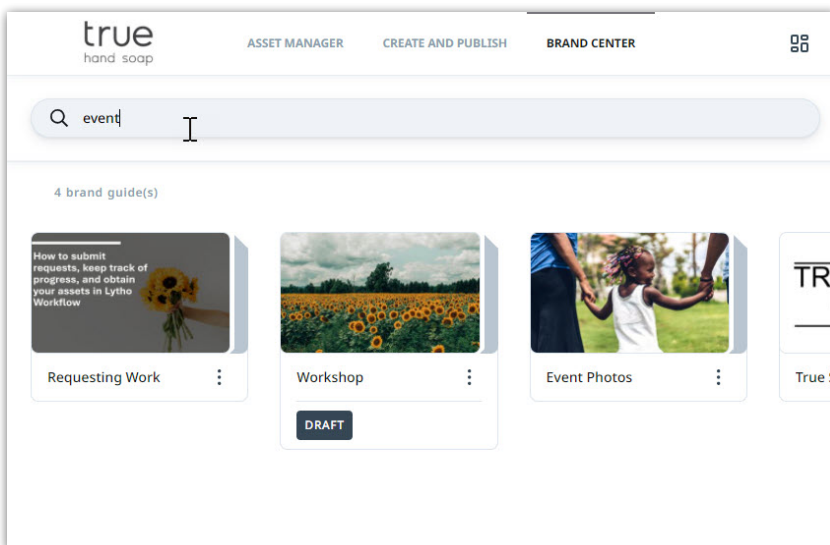
Within the Brand Center you will see an overview of all brand guides that are available for you. Based on your roles and rights you might not be able to see all guides. Brand guides can be used to store a variety of information, but are most commonly used to outline a company's brand identity. There can be several brand guidelines in one Brand Center, for example when a travel agency consists of multiple (sub)brands or agencies.

Viewing Brand Guides

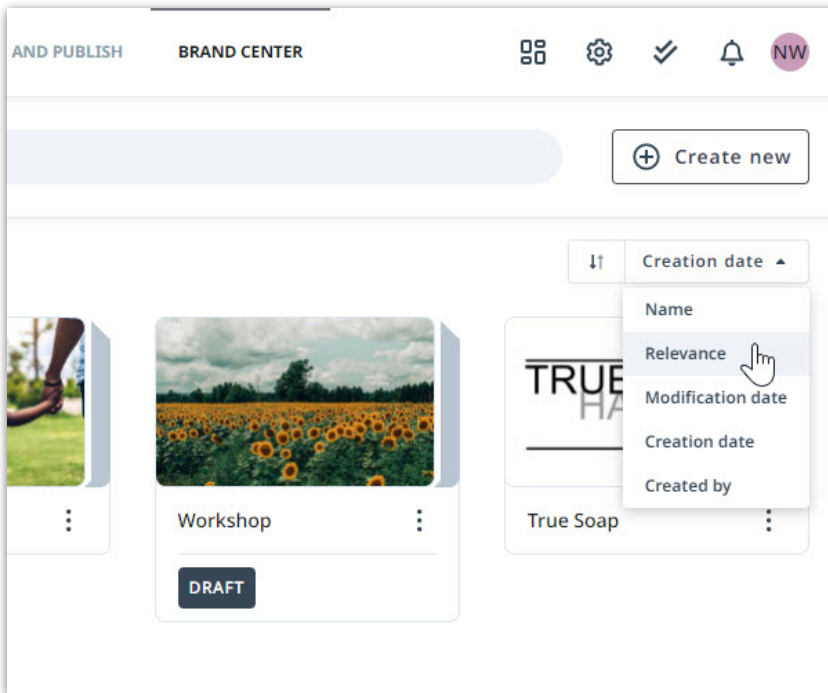
Access the Brand Center from either the button below the search bar on the homepage, or the global navigation bar located at the very top of your page throughout the application.



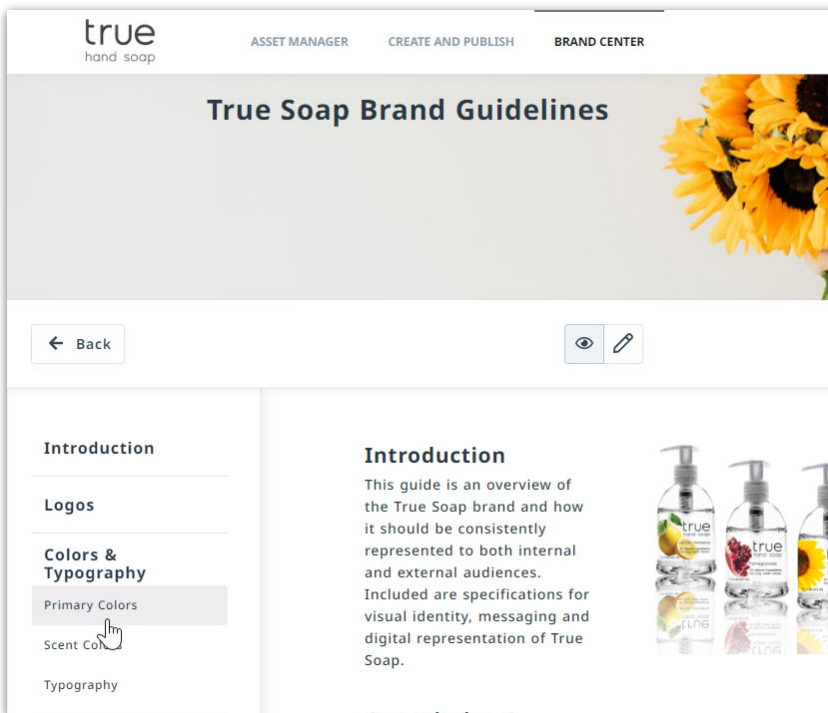
Inside the Brand Center you will see all of the brand guides available to you. Use the search bar to quickly locate a brand guide and search by tags.



By default, your brand guides will be sorted by creation date with the newest being first. Select the dropdown menu just above the brand guides and select to sort by Name, Relevance, Modification date, Creation date, or Created by. Click the up and down arrow to sort in ascending or descending order.

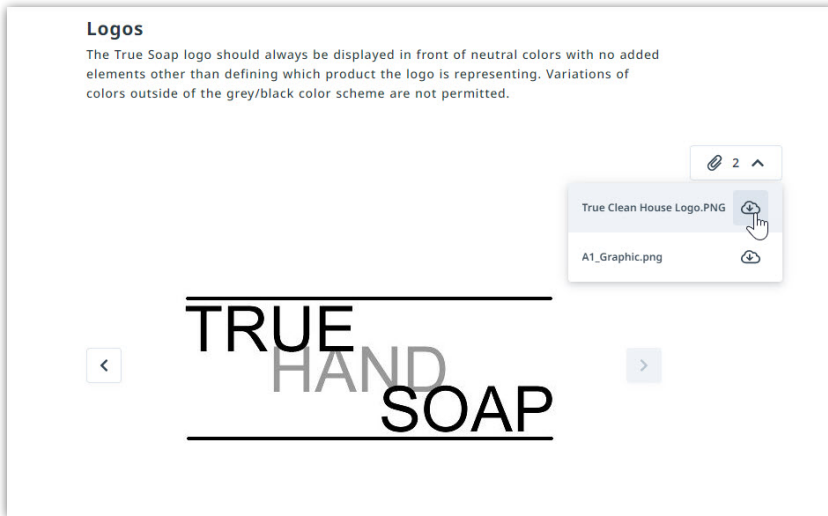


When clicking into an individual brand guide, you'll find an interactive index on the left side that you can use to navigate directly to a specific section.

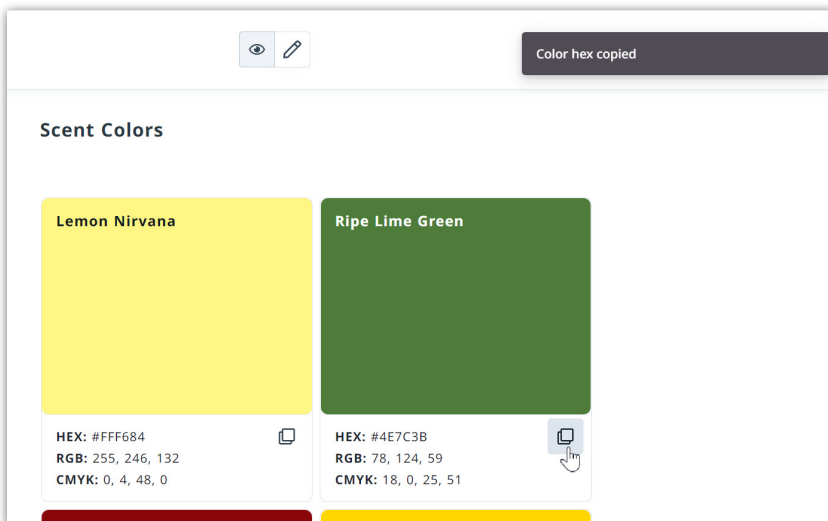


Downloading Content

When content is available to download you will see an attachment dropdown to the right of the asset(s). Click the attachment dropdown and select the download icon to the right of the asset name to download.



When color pallets are used in brand guides you can quickly copy the HEX# by clicking the copy icon on the appropriate color block.



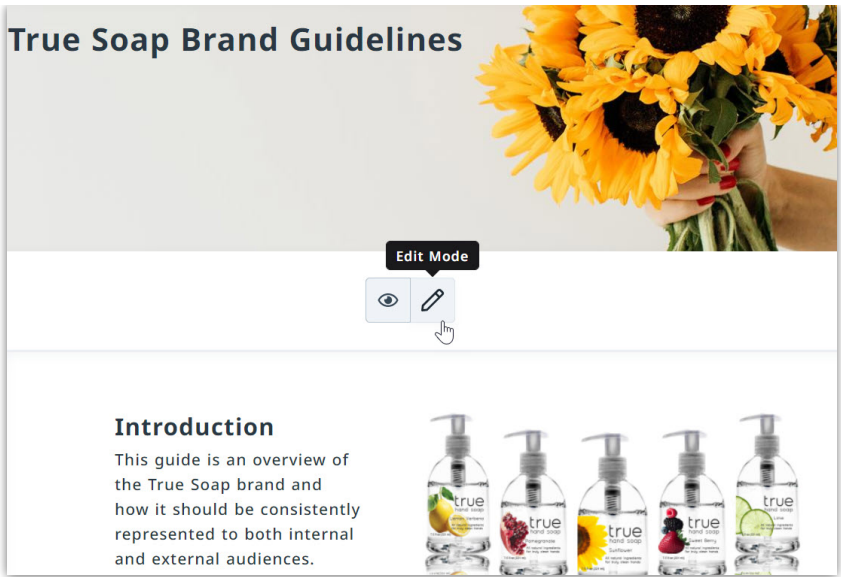
Actions In Brand Guides

Depending on your roles and rights, you might be able to take a few actions within a brand guide:

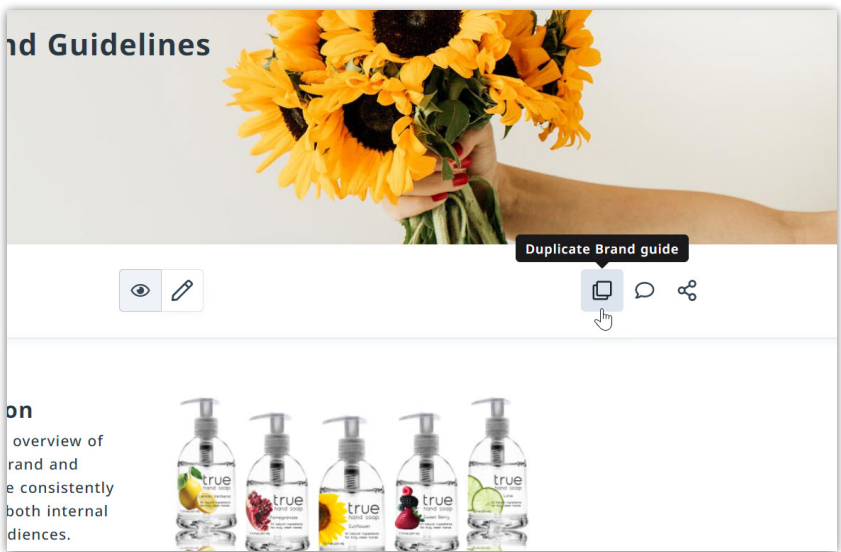
The toggle **Edit Mode** allows you to [edit the brand guide](https://lytho.knowledgeowl.com/help/creating-brand-guides#editing-brand-guides) (https://lytho.knowledgeowl.com/help/creating-brand-guides#editing-brand-guides). When finished editing, use the same toggle to switch to view mode again.



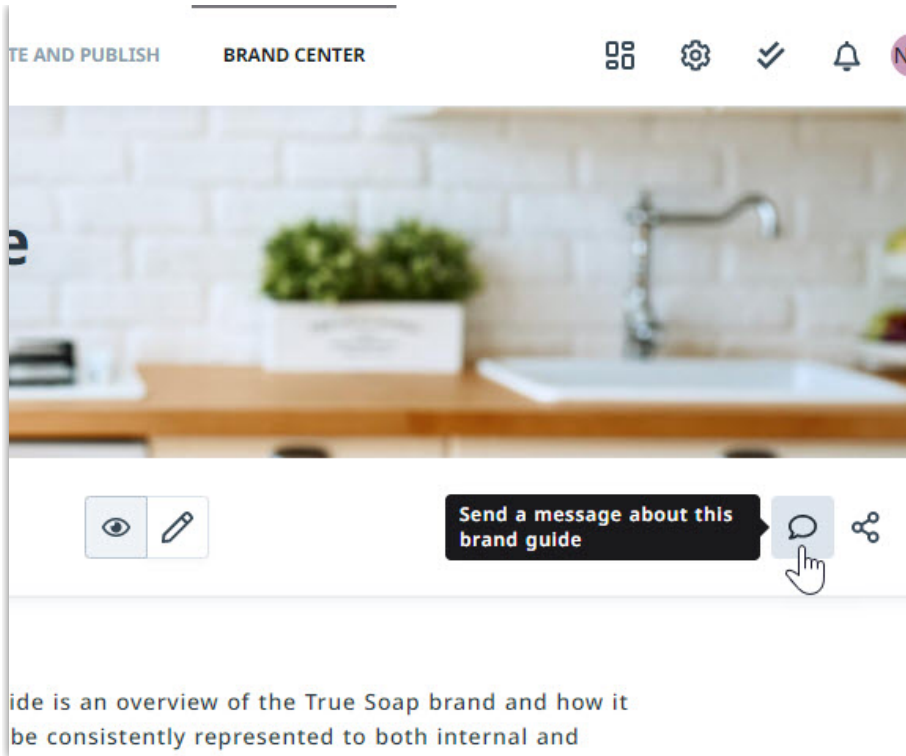
Any changes you make in edit mode will remain in draft until you click **Publish**.



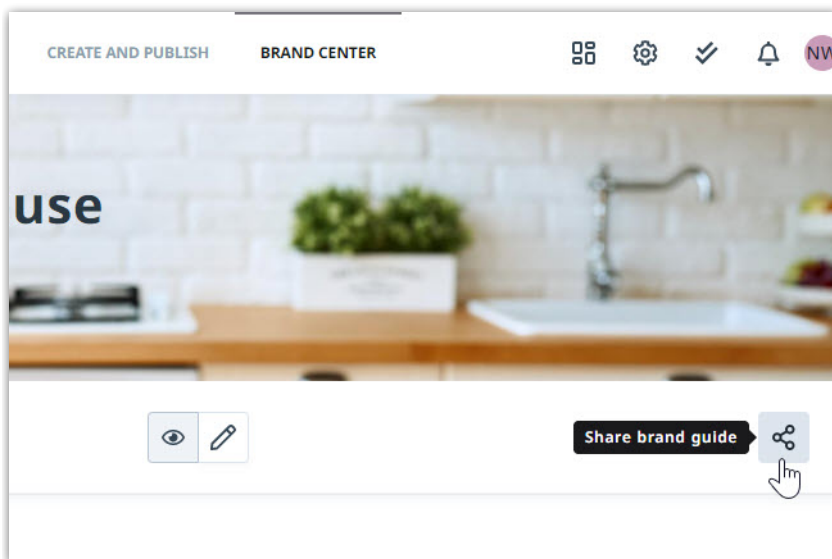
Duplicate Brand guide allows you to [duplicate a guide](https://lytho.knowledgeowl.com/help/creating-brand-guides#duplicating-brand-guides%C2%A0) (https://lytho.knowledgeowl.com/help/creating-brand-guides#duplicating-brand-guides%C2%A0) that you want to use in the creation of a new guide.



Internal messaging functionality allows you to send a message regarding a brand guide to a user or group of users.



External sharing functionality (<https://lytho.knowledgeowl.com/help/sharing-from-lytho-dam>) allows you to share a brand guide with someone outside of the platform by generating a URL or sending directly to their email.



© 2022 Lytho, Inc. All rights reserved. | [Privacy Policy](https://www.lytho.com/privacy-policy/)