

# How do I change my date format?

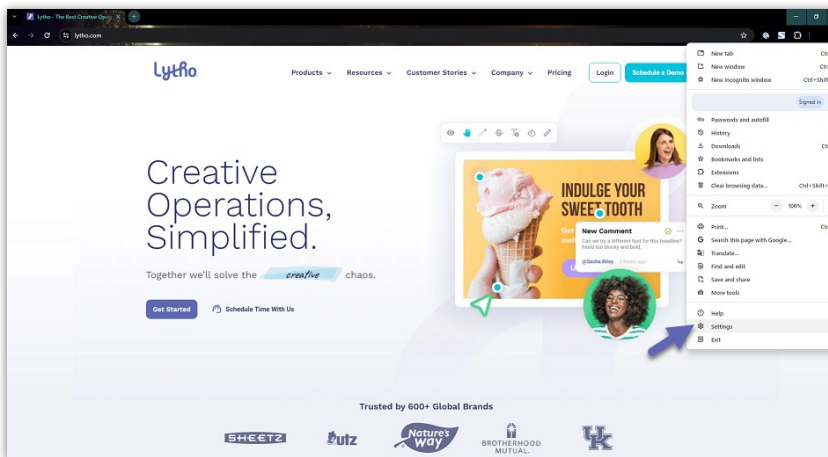
Published on 04/19/2024

Lytho Workflow bases your shown date format on your browser's set language. For example, English (United States) will use MM/DD/YYYY while English (United Kingdom) will use DD/MM/YYYY.

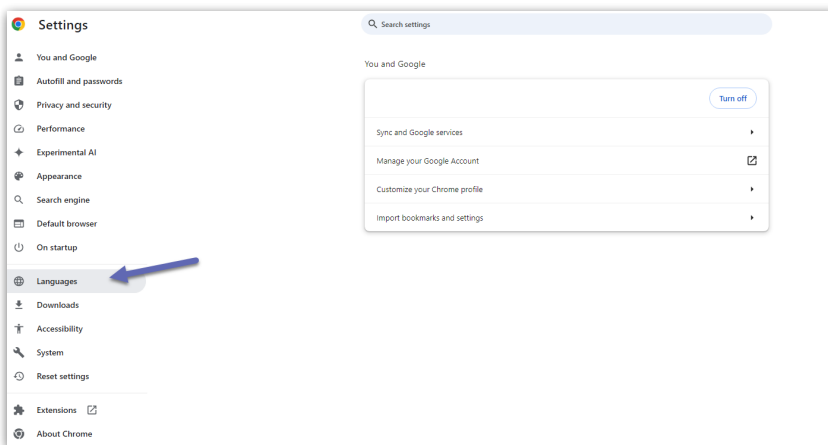
## Chrome

Google Support Link - <https://support.google.com/chrome/answer/173424>  
(<https://support.google.com/chrome/answer/173424?hl=en&co=GENIE.Platform%3DDesktop>)

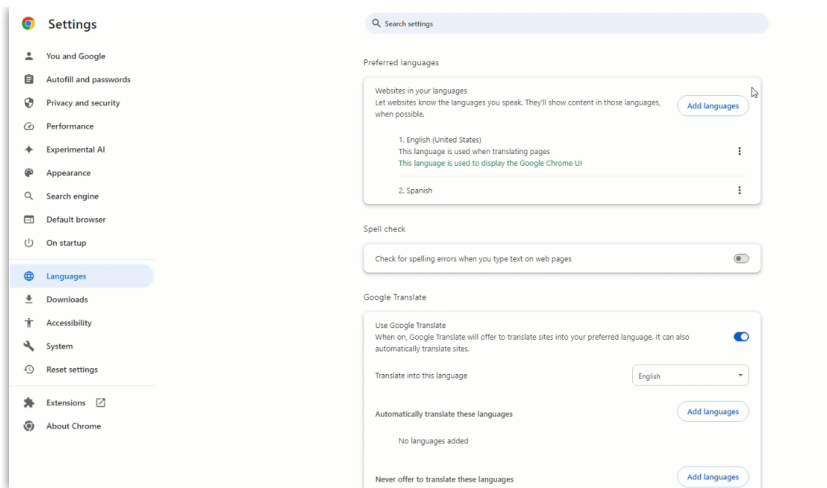
You can change the language in Google Chrome by clicking on the **Options (...)** button in the top right hand corner and selecting **Settings**.



From the Settings page, select **Languages** from the left navigation menu.



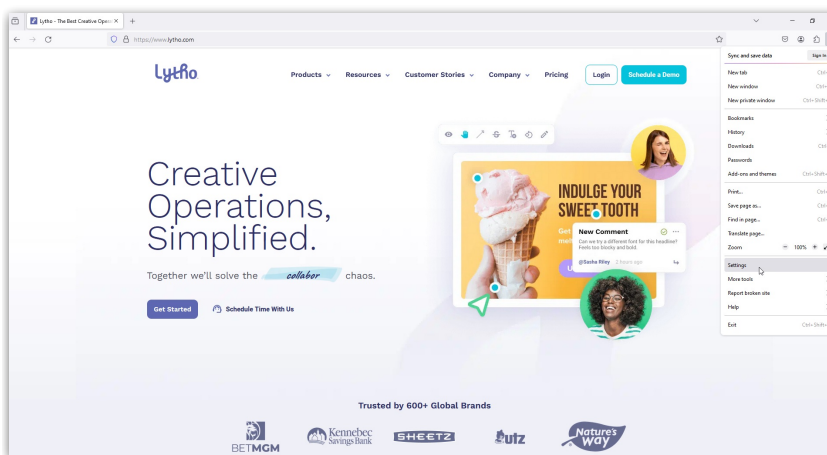
Under the "Preferred Languages" tab, select **Add Languages**. Search for and select the language(s) you need and click **Add** at the bottom of the list. To list a language as your default language, click on the **Options (...)** menu and select "Move to the Top".



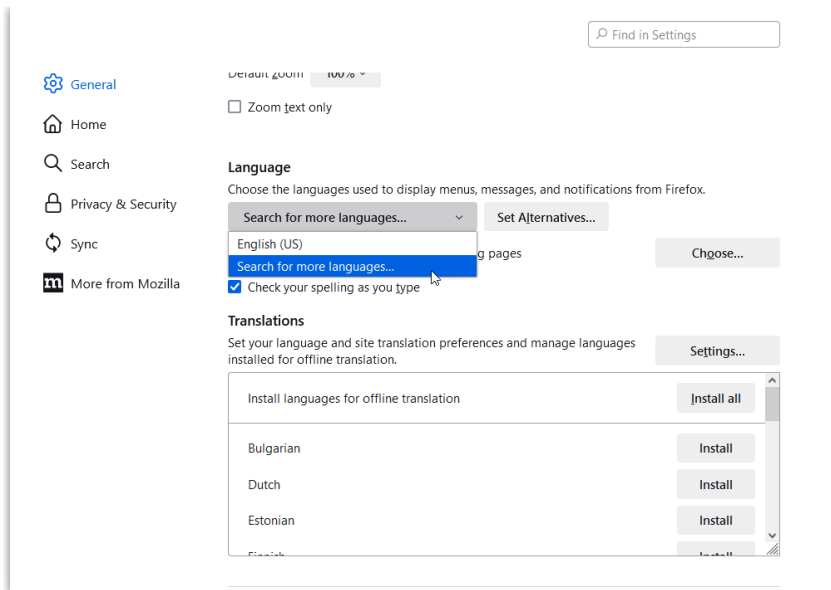
## Firefox

Mozilla Support Link - <https://support.mozilla.org/en-US/kb/use-firefox-another-language>

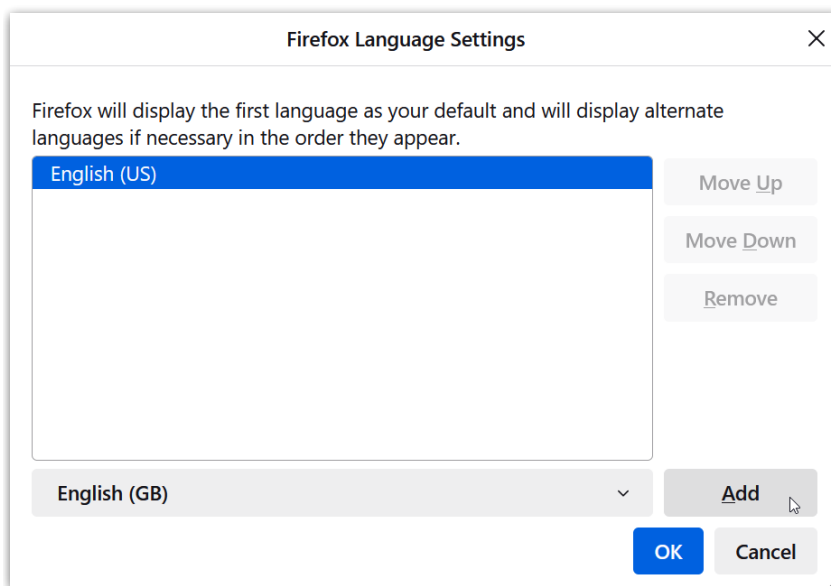
You can change the language in Mozilla Firefox by clicking on the **Open Applications Menu (Sandwich Menu)** button in the top right hand corner and selecting **Settings**.



Scroll down to the Language section, select the dropdown with your current language and click on the **Search for more languages...** option.



At the bottom of the menu, select **Select a language to add...** and select **Add** on the right hand menu. Repeat this process to add multiple languages.

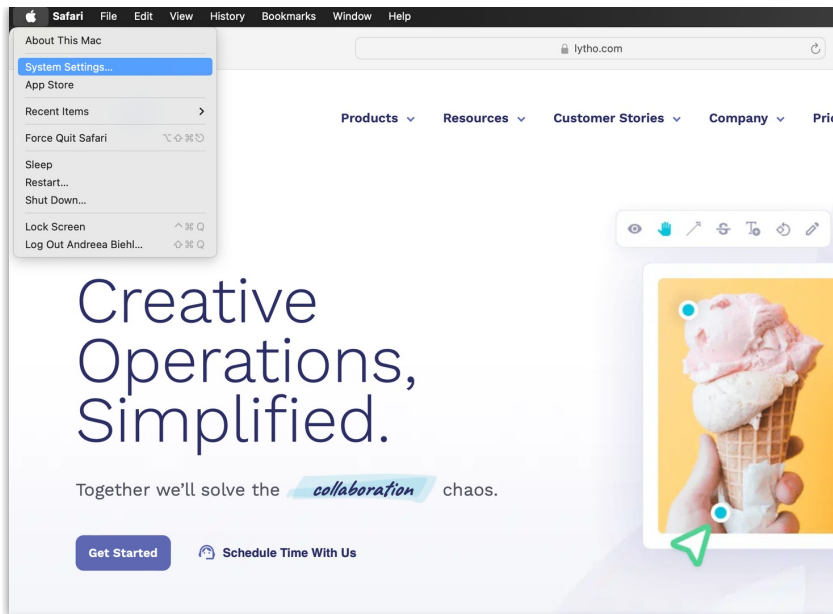


Per the text in the menu, the first language in the list will be your default language. Click **OK** to finish.

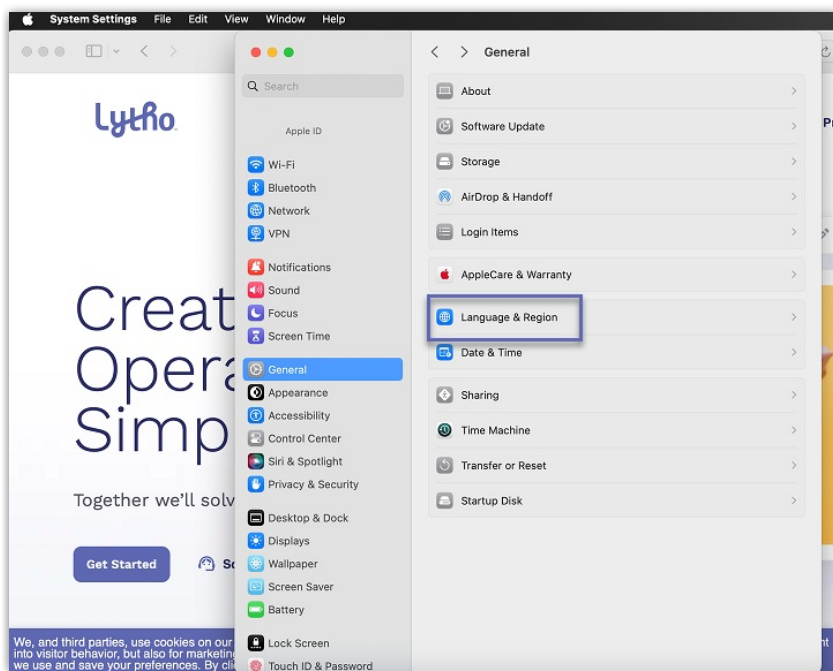
## Safari

Apple Support Link - <https://support.apple.com/guide/mac-help/change-the-system-language-mh26684/mac>

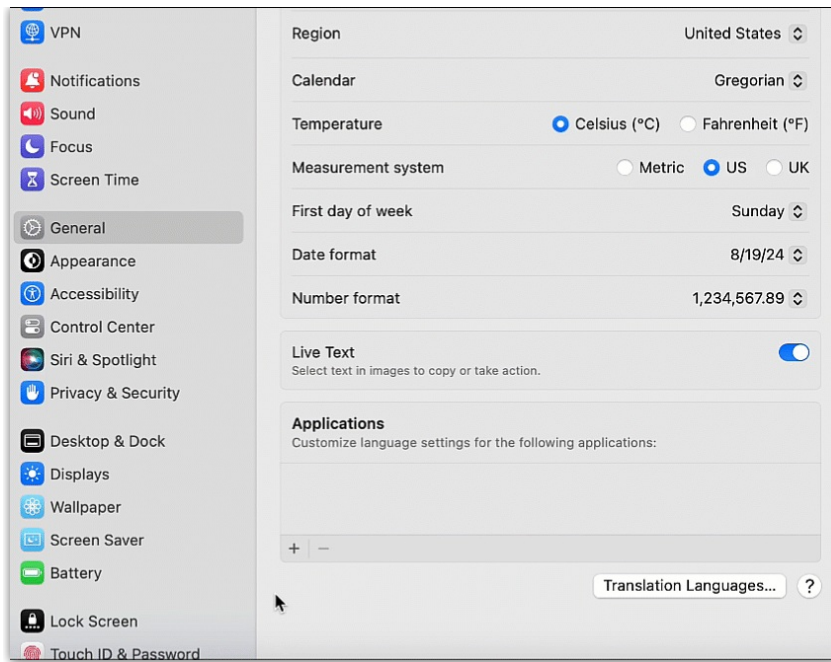
You can change the language in Apple Safari by clicking on the **Open Applications Menu (Sandwich Menu)** button in the top right hand corner and selecting **System Settings**.



In the menu, select **General** from the left menu and then select **Languages & Region** from the right menu.



From the bottom of the Languages panel, under "Applications" select the+ symbol. With "Safari" as the chosen application, click on the Language dropdown and choose your language. Select **Add** to continue and then select **Relaunch Now** to restart your browser with the new default language.



© 2024 Lytho, Inc. All rights reserved. | [Privacy Policy](https://www.lytho.com/privacy-policy/)  
Have a friend who could benefit from Lytho? [Refer them and get a \\$200 gift card!](https://www.lytho.com/share-the-lytho-love/)